

Claims & Underwriting

SIU Roundtable: Various Approaches to Long Term Care Investigations

Lyn Banville
John Hancock/Manulife

Scott Henry, FCLA, SCLA
MetLife

Reinaldo Carvajal
Genworth



15th Annual Intercompany Long Term Care Insurance Conference

- Integration of SIU and the organization:
 - Collaboration with legal
 - Partnership with claims/other departments
 - Integration of global employees and processes into home based systems
 - Comparisons/contrasts of different investigative approaches

- Methods:
 - Announced
 - Unannounced
 - Routine vs. special circumstance

- Methods
 - Conventional
 - Unmanned

- Pretext
 - Defined
 - Utilization

FRAUD OR MISREPRESENTATION



- Lawsuits
- Fraud referral(s)
- Thoughts
- Practices



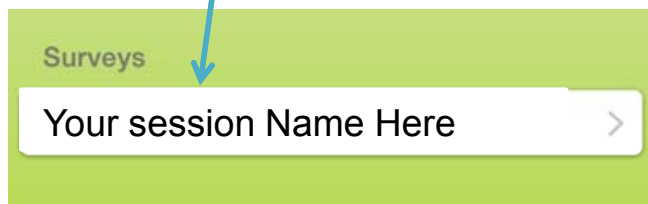
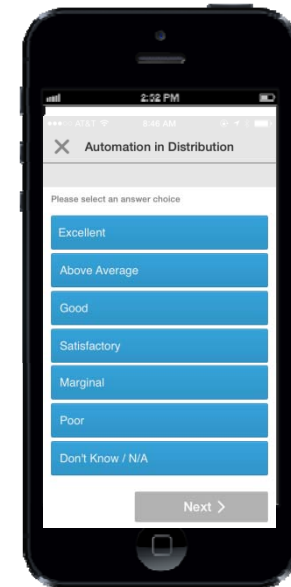
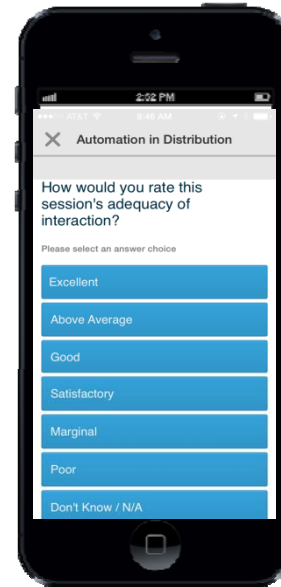
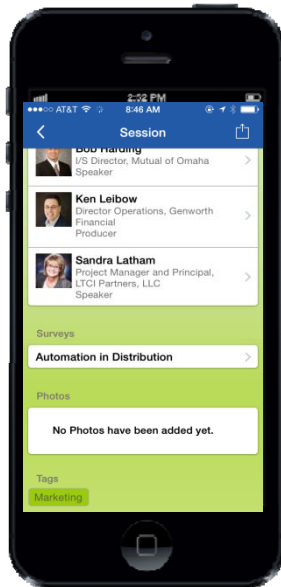
Don't forget to fill out the survey



1st you must have download the ILTCI Mobile App
- Go to your app store; search ILTCI. It's free.



1. Find the session
2. Scroll to the bottom
3. Tap on the session name below the survey



Tap on the answer you wish to submit

Click Next